



C L E A R L Y   S U P E R I O R




Bold Colors • Clean Lines • Durable • Energy Efficient



## ABOUT US

The Coeur d'Alene Window Company was founded by industry experts who understand what it takes to build a performance window for the West. While many of our competitors are controlled by investment banks or big corporations, The Coeur d'Alene Window Company is family owned. We exist to serve the people we live with, our neighbors. We think about the long term sustainability of our products and how they impact our area. Take a look at The Coeur d'Alene Window Company and you will see why we have quickly become the preferred choice for many homeowners, builders and remodelers throughout the West.



## BOLD COLORS

Choose black, bronze, white or adobe or ask about our custom color options. Our color choices will enhance or complement any project.

*\*Please review actual color samples prior to selection.*



## CLEAN LINES

No ugly accessory lines keep your view clean and clear.



## DURABLE

Optional foam filled frames help prevent heat distortion. Steel reinforced interlocks provide large windows with more strength than any vinyl, wood or composite framing alone can provide. Welded corners help reduce moisture intrusion.




## ENERGY EFFICIENT

The Coeur d'Alene Window Company produces windows that easily meet today's rigid energy standards including recent .20 and .24 U-value requirements. Coeur d'Alene Windows can help you lower your heating and cooling bills, keeping you more comfortable year round.

## UNDERSTANDING WINDOW PERFORMANCE

To know if you are getting stable, energy efficient, high performance windows, you can rely on word of mouth or worse believe every claim a manufacturer makes; but the wise consumer utilizes third party verification. The American Architectural Manufacturers Association (AAMA) and the National Fenestration Ratings Council (NFRC) are the predominant organizations that provide testing standards for the window industry. Look for certified AAMA and NFRC testing results to really understand if your window is energy efficient and structurally sound.

All Coeur d'Alene Windows are made from extruded PVC with additives to enhance weatherability. In building products, longevity is often directly related to how well a product resists moisture intrusion; PVC has vastly superior moisture resistance to either wood or wood-floor based composites.



## 1000 SERIES SINGLE-HUNG, SLIDER AND PICTURE

The 1000 Series Window features a 2 3/4" wide frame well suited for new construction and many aluminum window replacement applications. The 1000 Series is available in single-hung, picture and sliding configurations to complement most design choices.




### 1121\* SLIDING WINDOW

|                 |                        |                        |                        |                        |
|-----------------|------------------------|------------------------|------------------------|------------------------|
| Indium          | LoE <sup>3</sup> -270® | LoE <sup>3</sup> -366® | LoE <sup>3</sup> -366® | LoE <sup>3</sup> -270® |
| Argon Gas       | Argon Gas              | Argon Gas              | Argon Gas              | Argon Gas              |
| Foam in Frame   | Foam in Frame          | Foam in Frame          | Foam in Frame          | Foam in Frame          |
| 2.2mm/3mm Glass | 4mm/3mm Glass          | 2.2mm/2.2mm Glass      | 2.2mm/2.2mm Glass      | 2.2mm/2.2mm Glass      |

|                |     |     |     |     |
|----------------|-----|-----|-----|-----|
| <b>U-Value</b> | .24 | .28 | .29 | .30 |
| <b>SHGC</b>    | .30 | .23 | .22 | .30 |

*\*This is only a sample of test result, please consult the NFRC Certified Products directory or a customer service rep for complete testing information*



### 1000 SERIES AAMA PERFORMANCE TESTING

| Model | Description         | Grade / Test Size |
|-------|---------------------|-------------------|
| 1010  | Picture Window      | LC PG-55 (55X55)  |
| 1121  | Single-slide Window | LC PG-35 (71X55)  |
| 1221  | Single Hung Window  | LC PG-40 (44X75)  |





## 3000 SERIES SINGLE-HUNG, SLIDER AND PICTURE

At 3 3/8" wide, the 3000 Series is our most popular solution for today's demanding environments. The 3000 Series features a heavy extruded frame and fixed interlock for added stability. Making a stronger, more durable window may go against the trend, but we tend to be a little different at Coeur d'Alene.



### 3121\* SLIDING WINDOW

|                 |                        |                        |                        |                        |
|-----------------|------------------------|------------------------|------------------------|------------------------|
| Indium          | LoE <sup>3</sup> -270® | LoE <sup>3</sup> -366® | LoE <sup>3</sup> -366® | LoE <sup>3</sup> -270® |
| Argon Gas       | Argon Gas              | Argon Gas              | Argon Gas              | Argon Gas              |
| Foam in Frame   | Foam in Frame          | Foam in Frame          | Foam in Frame          | Foam in Frame          |
| 2.2mm/3mm Glass | 4mm/3mm Glass          | 2.2mm/2.2mm Glass      | 2.2mm/2.2mm Glass      | 2.2mm/2.2mm Glass      |

|                |     |     |     |     |
|----------------|-----|-----|-----|-----|
| <b>U-Value</b> | .24 | .28 | .29 | .30 |
| <b>SHGC</b>    | .30 | .23 | .22 | .30 |

*\*This is only a sample of test result, please consult the NFRC Certified Products directory or a customer service rep for complete testing information*



### 3000 SERIES AAMA PERFORMANCE TESTING

| Model | Description         | Grade / Test Size |
|-------|---------------------|-------------------|
| 3310  | Picture Window      | LC PG-55 (55X55)  |
| 3121  | Single-slide Window | LC PG-35 (71X55)  |
| 3221  | Single Hung Window  | LC PG-40 (44X75)  |



## 3000 SERIES CASEMENT & AWNING WINDOW

Coeur d'Alene 3000 Series Casement and Awning Windows are designed to be thermally efficient, easy to operate, look good and thrive in severe environments. Rigid PVC and thoughtfully engineered hardware provide the strength necessary for worry-free operation. Standard multi-point locks provide added security.



### 3411\* CASEMENT WINDOW

|                        |                        |                        |
|------------------------|------------------------|------------------------|
| LoE <sup>3</sup> -270® | Indium                 | LoE <sup>3</sup> -270® |
| LoE <sup>3</sup> -180® | LoE <sup>3</sup> -366® | LoE <sup>3</sup> -270® |
| Argon Gas              | Argon Gas              | Argon Gas              |
| 2mm/2mm2/2mm Glass     | 3mm/3mm                | 2mm/2mm                |

|                |     |     |     |
|----------------|-----|-----|-----|
| <b>U-Value</b> | .18 | .24 | .28 |
| <b>SHGC</b>    | .23 | .19 | .26 |

*\*This is only a sample of test result, please consult the NFRC Certified Products directory or a customer service rep for complete testing information*



### 3000 SERIES CASEMENT AAMA PERFORMANCE TESTING

| Model | Description     | Grade / Test Size  |
|-------|-----------------|--------------------|
| 3411  | Single Casement | PG-55 (32x59)      |
| 3511  | Single Awning   | PG-55 (47.25x31.5) |

*\* Ask about our PG 85 option for rugged environments and commercial applications*





**FINALLY, A DOUBLE-HUNG,  
DOUBLE SLIDE WINDOW  
DESIGNED FOR THE  
RUGGED WEST!**

## 4000 SERIES DOUBLE-HUNG AND DOUBLE SLIDER

Coeur d'Alene Double-slide and Double-hung Windows are designed specifically for today's demanding environment. The double-hung features side-load removable sashes, allowing for a stronger more resilient frame than East Coast tilt-in designs. Double-hung and double-slide windows from The Coeur d'Alene Window Company provide for a traditional equal sight line view.



### 4622\* DOUBLE-HUNG WINDOW

|                  |                        |                        |                        |
|------------------|------------------------|------------------------|------------------------|
| Indium           | LoE <sup>3</sup> -366® | LoE <sup>3</sup> -366® | LoE <sup>3</sup> -270® |
| Argon Gas & Foam | Argon Gas              | Argon Gas              | Argon Gas              |

|                |     |     |     |
|----------------|-----|-----|-----|
| <b>U-Value</b> | .24 | .30 | .30 |
| <b>SHGC</b>    | .20 | .24 | .27 |

\* This represents the most popular options with standard glass thickness, please check NFRC.org for a complete list of results with options.

| Model | Description  | Grade / Test Size  |
|-------|--------------|--------------------|
| 4622  | Double-hung  | LC PG 45 (44 X 75) |
| 4722  | Double Slide | LC PG 35 (72 X 56) |

*Stylish*  
Beveled  
Exterior True  
Equal-Sight  
Glass







# PATIO DOOR

## 5800 SERIES WIDE RAIL PATIO DOOR


The Wide Rail Patio Door from Coeur d' Alene features the clean bold lines of a French door without the hassle of operation or the space constraints associated with swinging door products. The door also features foam filled framing and a heavy-duty extruded sliding screen door.




3821 / 5821



3842 / 5842



3831 / 5831



3821T / 5821T

### 5821 WIDE RAIL DOOR\*

|           |                        |                        |
|-----------|------------------------|------------------------|
| Indium    | LoE <sup>3</sup> -366® | LoE <sup>3</sup> -366® |
| Argon Gas | Argon Gas              | Argon Gas              |

|                |     |     |
|----------------|-----|-----|
| <b>U-Value</b> | .23 | .26 |
| <b>SHGC</b>    | .18 | .19 |

### 3821 MODERN RAIL DOOR

|           |                        |                        |
|-----------|------------------------|------------------------|
| Indium    | LoE <sup>3</sup> -366® | LoE <sup>3</sup> -366® |
| Argon Gas | Argon Gas              | Argon Gas              |

|                |     |     |
|----------------|-----|-----|
| <b>U-Value</b> | .23 | .27 |
| <b>SHGC</b>    | .22 | .23 |

| Model | Description | Grade / Test Size  |
|-------|-------------|--------------------|
| 3821  | Patio Door  | LC PG 30 (87 X 87) |
| 5821  | Patio Door  | LC PG 25 (87 X 87) |

\* A foam filled mainframe and sash are standard on the Wide Rail Door

Note: Image shown is 3842 OXXO Modern Rail Door





## 3800 SERIES MODERN RAIL DOOR

The Modern Rail Patio Door features maximum viewing area for today's contemporary homes. The sleek looks of the Modern Rail Door minimize the frame allowing you to take in the view. The Modern Door comes standard with a sleek roll formed screen. Additional options are available.





## GRID OPTIONS


Coeur d'Alene's simulated divided lite (SDL) or internal grids add beauty and style from the outside in! Turn your home into something extraordinary with our distinctive window and door grids. From colonial to modern, we can match your architectural style. Coeur d'Alene Windows are available with a variety of grid options.

**Ask your sales representative for a complete list of offerings.**



*Not all colors are available in all styles.*


## SLIDER OR DOUBLE SLIDER WINDOWS




Colonial



Valance




Double Valance



Queen Anne



Queen Anne II



Perimeter



Perimeter II

## SLIDER OR DOUBLE HUNG WINDOWS



Colonial



Top Only Colonial



Queen Anne



Queen Anne II



Perimeter



Perimeter II



Valance

## SPECIALTY WINDOWS



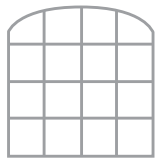
Spokes



Hub



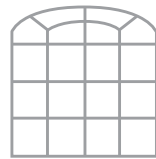
Hub with Spokes



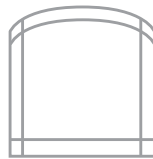
Colonial



Colonial with Spokes




Colonial with Hub



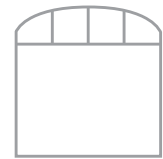
Queen Anne



Queen Anne II



Fluted




Valance

# OBSCURE GLASS




Satin-Etch



P516



Glue Chip




#42 Clear



Narrow Reed




Seedy / Reamy



Rain



Mistlite



Cross Reed 5/8"



Delta Frost

## LIGHT COMMERCIAL APPLICATIONS

The Coeur d'Alene Window Company produces a number of products ideally suited for the light commercial, multi-family and mixed-use markets. Offerings include a wide array of colors that

are among the industry's most energy efficient products without sacrificing structural performance. Ask your sales representative about your next project.





## NEAT® GLASS

Coeur d'Alene Windows is pleased to offer NEAT® glass as an option. Neat®'s hydrophilic sheeting process keeps your windows cleaner longer.



## INDIUM

Upgrade your Coeur d'Alene Windows and make them even more energy efficient by adding Indium coated glass from Cardinal® IG.



## PRESERVE®

Many windows show up to the home covered with finger prints, dirt, and scratches. When you buy new windows, you expect them to be in good condition.

Preserve® Protective Film is placed on the interior and exterior of the Insulating Glass unit immediately after the glass unit is made to make sure that your new windows are delivered to you with care, clean and clear.

**NEAT**



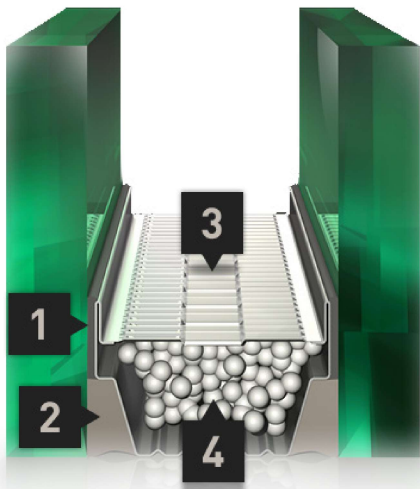
**HYDROPHILIC:**  
Water smooths flat  
and sheets off quickly

water





**ORDINARY**

**HYDROPHOBIC:**  
Water beads up  
and resists flow



## ENDUR IG®

- 1 Primary Seal:** Polyisobutylene (PIB) minimizes moisture permeation, is UV resistant and provides an outstanding argon barrier.
- 2 Secondary Seal:** Specially formulated silicone for IG units provides long-term adhesion, is unaffected by UV exposure and provides excellent durability when exposed to moisture. Silicone also provides structural integrity.
- 3 Spacer:** Stainless steel spacer features a roll form design to provide maximum area for primary and secondary sealant coverage. It provides increased resistance to condensation and less stress on IG seal system. No polymer content eliminates the risk of chemical fogging.
- 4 Desiccants:** Beaded molecular sieve provides initial frost points below -65°F. Desiccant assures optimum moisture adsorption while minimizing the effects of temperature-related pressure changes.



## COLORS

Coeur d'Alene Windows are available in a number of exterior colors including white, adobe, bronze and black. We also offer interior finishes and a large selection of custom colors. Please refer to our finishes brochure. Coeur d'Alene maintains it's own in house finishing production facility. We hold certifications from both AAMA and our suppliers.

*\*Please review actual color samples prior to selection.*

## HARDWARE

Our casement and awning windows include nesting hardware that folds into the housing, keeping the hardware out of the way. This hardware is available in white, adobe, oil-rubbed bronze or nickel.



**Patio Door  
Multi-Point  
Lock**



Coeur d'Alene sliding and hung windows include standard camlocks in white or adobe. Ready for a contemporary alternative? Try our sleek auto-lock available in white, adobe, oil-rubbed bronze or nickel.



White Auto-lock



Adobe Auto-lock



Nickel Auto-lock



Oil-Rubbed Bronze  
Auto-lock




Camlock



# A SAMPLING OF STYLES AND CONFIGURATIONS.


Please see a Coeur d'Alene representative for a complete selection.




3121 / 1121



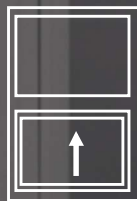
3132 / 1132



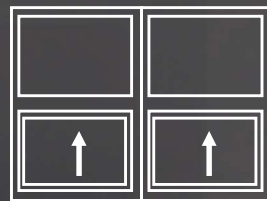
3131 / 1131




3142 / 1142




3221 / 1221



3242 / 1242




3252 / 1252




3231 / 1231



3411




3421



3432



3511




3521



3310  
3010 / 1010



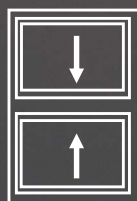
3020 / 1020



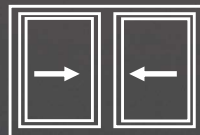
3030 / 1030





3040 / 1040



4622



4722



A complete line of special shapes is also available



C L E A R L Y   S U P E R I O R



[CoeurAleneWindow.com](http://CoeurAleneWindow.com)

The information contained in this brochure is subject to change and/or revision. As a result, information may no longer be accurate. Please consult a Coeur d'Alene representative or [www.coeurdalenewindow.com](http://www.coeurdalenewindow.com) for the most current information available.